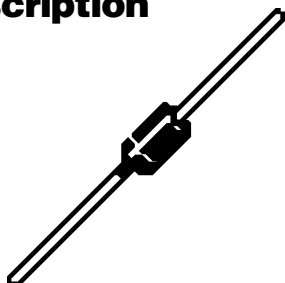


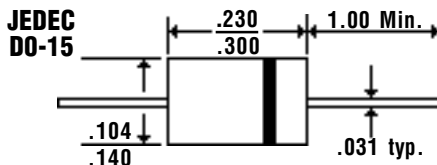
1.5 Amp ULTRA-FAST SWITCHING MEGARECTIFIERS

GUF15A... 15M Series

Description



Mechanical Dimensions



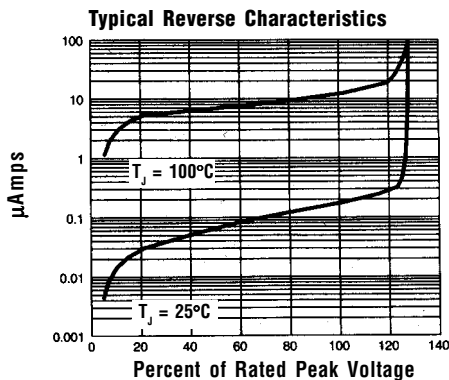
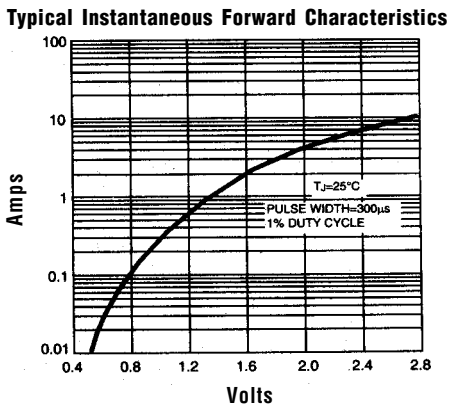
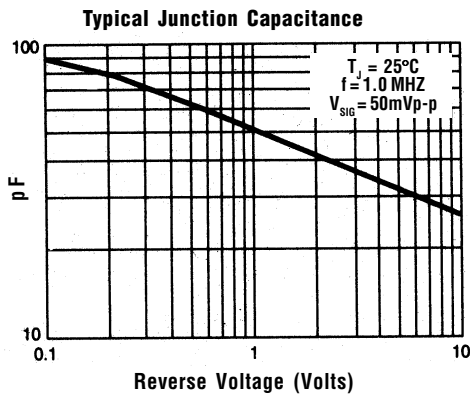
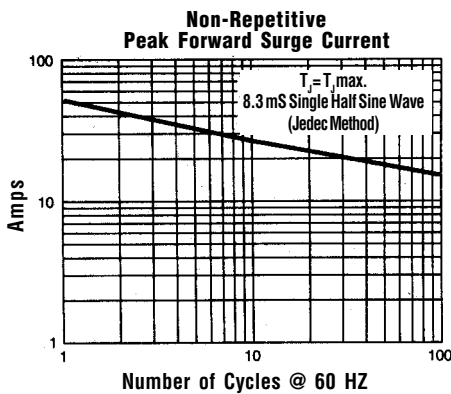
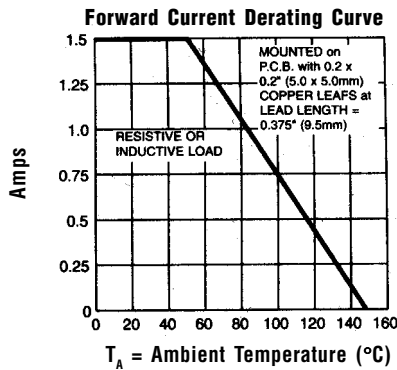
Features

- **HIGH TEMPERATURE METALLURGICALLY BONDED CONSTRUCTION**
- **1.5 AMP OPERATION @ $T_A = 55^\circ\text{C}$, WITH NO THERMAL RUNAWAY**
- **SINTERED GLASS CAVITY-FREE JUNCTION**
- **TYPICAL $I_R < 0.2 \mu\text{Amp}$**

Electrical Characteristics @ 25°C.	GUF15A . . . 15M Series								Units
Maximum Ratings	GUF 15A	GUF 15B	GUF 15D	GUF 15F	GUF 15G	GUF 15J	GUF 15K	GUF 15M	
Peak Repetitive Reverse Voltage... V_{RRM}	50	100	200	300	400	600	800	1000	Volts
RMS Reverse Voltage... $V_{R(rms)}$	35	70	140	210	280	420	560	700	Volts
DC Blocking Voltage... V_{DC}	50	100	200	300	400	600	800	1000	Volts
Average Forward Rectified Current... $I_{F(av)}$ Current 3/8" Lead Length @ $T_A = 55^\circ\text{C}$	1.5								Amps
Non-Repetitive Peak Forward Surge Current... I_{FSM} 8.3mS, 1/2 Sine Wave Superimposed on Rated Load	50								Amps
Forward Voltage @ Rated Forward Current and 25°C... V_F	< 1.1 > < 1.4 > < 1.7 >								Volts
Full Load Reverse Current... $I_R(av)$ Full Cycle Average @ $T_A = 55^\circ\text{C}$	100								μAmps
DC Reverse Current... I_R @ Rated DC Blocking Voltage $T_A = 25^\circ\text{C}$ $T_A = 125^\circ\text{C}$	10 100								μAmps μAmps
Typical Junction Capacitance... C_J (Note 1)	< 40 > < 50 >								pF
Typical Thermal Resistance... $R_{\theta JA}$ (Note 2)	20								$^\circ\text{C/W}$
Typical Reverse Recovery Time... t_{RR} (Note 3)	< 50 > < 75 >								nS
Operating & Storage Temperature Range... T_J, T_{STRG}	-65 to 175								$^\circ\text{C}$

1.5 Amp ULTRA-FAST SWITCHING MEGARECTIFIERS

GUF15A... 15M Series



Ratings at 25 Deg. C ambient temperature unless otherwise specified.

Single Phase Half Wave, 60 HZ Resistive or Inductive Load.

For Capacitive Load, Derate Current by 20%.

- NOTES:**
1. Measured @ 1 MHz and applied reverse voltage of 4.0V.
 2. Thermal Resistance from Junction to Ambient at 3/8" Lead Length, P.C. Board Mounted.
 3. Reverse Recovery Condition $I_F = 0.5\text{A}$, $I_R = 1.0\text{A}$, $I_{RR} = 0.25\text{A}$.